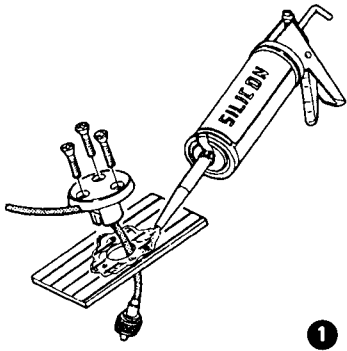



GLOMEX
The best in marine electronics

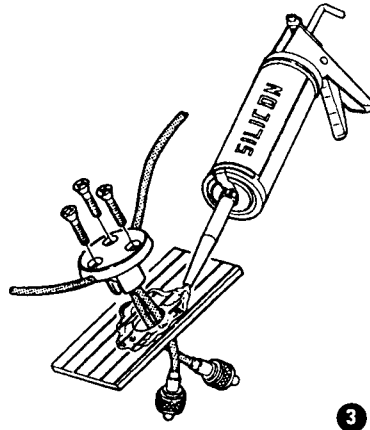
Universal feed - thru
code RA140




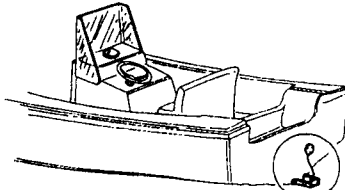
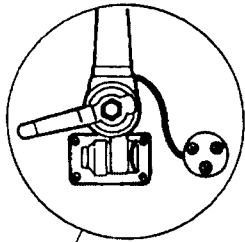
1



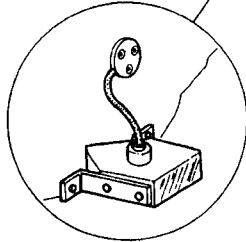
2



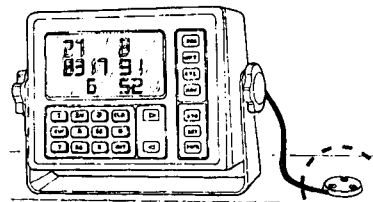
3



4



5



6

**INSTALLATION
INSTRUCTIONS
FOR UNIVERSAL FEED - THRU
CODE RA140**

Select the area for installing the
universal feed thru.

Before drilling check you are not
going to damage tubes, cables,
etc that are inside the boat.

Drill 25 mm (1"), on fibreglass is
suggested the use of an hole saw.

Seal by silicon around the hole

Drill three holes for the supplied
screw and tighten down.

Follow the instructions on drawns
2 and 3 if use RA 140 for two cable.

GLOMEX
The best in marine electronics

www.glomex.it