


**SWITCHING POWER SUPPLY
SERIES: AV-800NF**



ENG

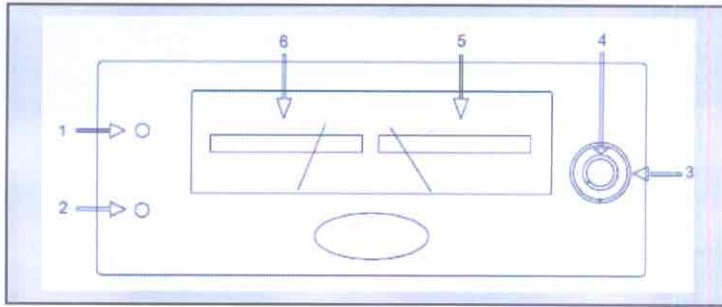
Instruction

AV-800NF series are lightweight, high performance, high efficiency, durable, switching power supply and with highly visible back light, easy to read dual meters

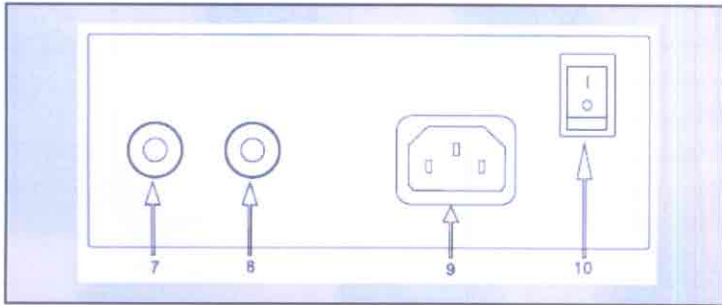
Specification

Input Voltage	AC 90~125 or AC 200~240 inside selectable
Output Voltage	DC 4.0V~16V variable
Output Voltage Regulation	Less than 1%
Ripple	Less than 9mVp-p at rated load
Dimension	165 X 147 X 55 mm
Weight	AV-825NF 1.2 Kg, AV-830NF 1.3 Kg
Protection	
Short Protection	It will reduce the output voltage down to 0.1v Amps down to 0.4Amps and the warning led will light up. When short condition, remove it will automatic restart the power supply to normal condition.
OverLoad Protection	Same as above
Over Voltage Protection >16V	Same as above
Over Temperature Protection	AV-800NF Series has two stage over temperature protection.
Output Current	
AV-825NF	Max 25 Amps continuous 22 Amps
AV-830NF	Max 30 Amps continuous 25 Amps

Function Description



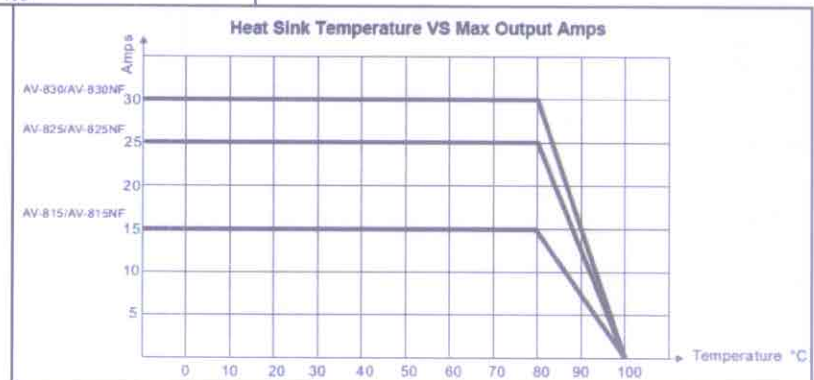
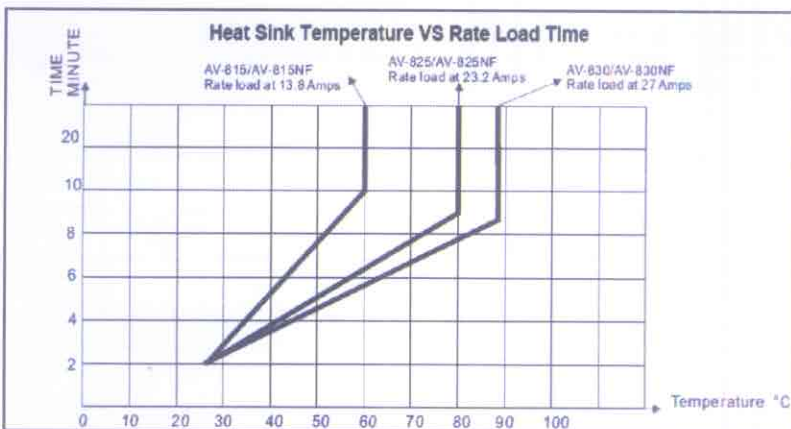
- 1 Power Indicator: Light up when the unit turn ON.
- 2 Warning Indicator: Light up when output terminal short or Over Load, Over Voltage (preset 16Dcv), component OverHot.
- 3 Voltage Adjust Knob: Turn clockwise increase the Output Voltage, when at center position factory preset Dc 13.8v.
- 4 Noise Offset knob: Adjust the switching frequency of the power supply from 19kHz~31kHz. This function is special design for communication radio use. when you meet noise from the radio try to turn this knob clockwise or counter clockwise it can reduce the noise output of the radio. Factory preset this knob at center position
- 5 Amps Indicator Meter: Display the output current when connect any device.
- 6 Voltage Indicator Meter: Display the output voltage.



- 7 Output Terminal: Negative Polar of DC Output.
- 8 Output Terminal: Positive Polar of DC Output.
- 9 AC Input Socket: AC 90V~120V or AC 200v~240V.
- 10 Power Switch: Turn the unit ON or OFF.

Caution

1. This power supply is natively ground, always use the AC Outlet with ground terminal.
2. Before replacing a fuse make sure you have unplug the AC plug and never use improperly fuse value.
3. Do not block the air convection slits to keep the efficient heat radiation.



Made with
recycled
materials



RoHS CE